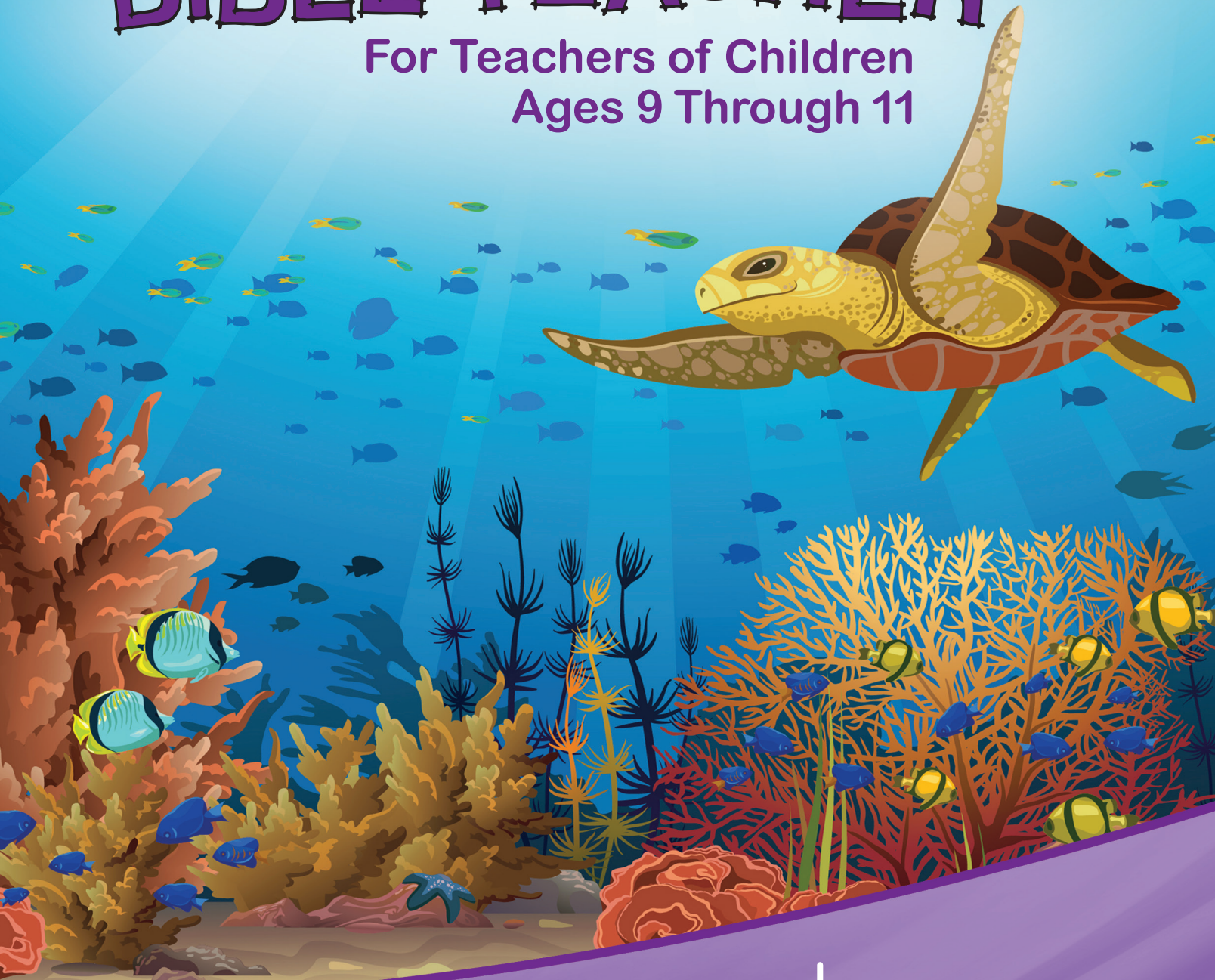


JUNIOR BIBLE TEACHER +

For Teachers of Children
Ages 9 Through 11



June
July
August

SUMMER
2023

Junior Bible Teacher⁺

SUMMER QUARTER

June, July, August 2023

How to Use <i>Junior Bible Teacher</i> ⁺	2
---	---

CHRIST PROCLAIMS THE KINGDOM

UNIT I: Understanding God's Kingdom

June 4 — What Is God's Kingdom Like?—Matt. 5:1-16	5
June 11 — God's Perfect Law—Matt. 5:17-18, 21-22, 27-28, 38-39, 43-44	8
June 18 — God's Kingdom Defeats Evil—Mark 3:13-19; 6:6b-13	11
June 25 — How God's Kingdom Grows—Matt. 13:24-33	14

UNIT II: Responding to God's Kingdom

July 2 — Praying to God—Luke 11:1-13	18
July 9 — Accept God's Invitation!—Luke 14:7-11, 15-24	21
July 16 — A Warning for the Unkind—Luke 16:19-31	24
July 23 — Who Belongs in God's Kingdom?—Matt. 25:31-46	27
July 30 — Listening and Understanding—Matt. 13:9-17	31
Aug. 6 — Forgiving One Another—Matt. 18:21-35	34

UNIT III: Entering God's Kingdom

Aug. 13 — A Story of Forgiveness—Luke 15:11-24	37
Aug. 20 — A Story of God's Goodness—Matt. 20:1-16	40
Aug. 27 — God's Great Mercy—Luke 18:9-14	43

Bonus Activities	46
----------------------------	----



Editor in Chief:

Kenneth Sponsler

Writers: Lisa Fowler, Jennifer

Heilman, Donna Poole, and Union
Gospel Press Editorial Staff

ISBN 978-1-64495-340-2

Price: \$4.59 per quarter*

*shipping and handling extra

Edited and published quarterly by

THE INCORPORATED TRUSTEES OF THE GOSPEL WORKER SOCIETY
UNION GOSPEL PRESS DIVISION

Rev. W. B. Musselman, Founder

Dear Junior Teacher,

Welcome to *Junior Bible Teacher*! As witnesses for Christ in a changing world, we have to think creatively about how we minister, while still holding firmly to the Word of Truth. Our Plus Series contains the same robust Bible lessons and background information that you love, but they have been carefully crafted to help you excite your students to learn God's Word.

Here are a few old favorites reimagined:

- The **Big Idea** is the main point of the lesson (replacing the Purpose).
- **Prepare Your Mind** and **Prepare Your Heart** will prepare you to teach with background information and a short devotional (replacing Approaching the Lesson).
- **Explaining the Memory Verse** explains the Scripture in language familiar to juniors (replacing Talking about the Golden Text).

Please note: In an effort to provide more flexible material and encourage teachers to model Bible reading for their students, we have chosen to leave the Scripture block out of these lessons.

PURPOSE



Big Idea: God wants us to remember His blessings.

APPROACHING THE LESSON



Prepare Your Mind

Prepare Your Heart

TALKING ABOUT THE GOLDEN TEXT



Explaining the Memory Verse

Here are some new features:

- **Introductory pages** for each unit will point toward the quarter's major themes.
- **Supplies** and **Prepare the Room** give teachers all the practical information they need to prepare for class time.
- The **Conversation Starter** helps you kick off your class and get your students invested in the lesson.
- **Discussion Questions** help students engage with the Scriptures intellectually and emotionally throughout the lesson. These questions appear in both the class and teacher books.
- **Teacher Tips** in the lesson will give you short ways on how to involve your students or deal with difficult subject matter.
- **Just Curious** prepares you to respond to questions students might ask about the lesson.
- **Prop Prompt** symbols notify you when to use a prop in the supply list at the beginning of the lesson. All props and supplies are in **bold** the first time they appear.
- **Action** symbols help you see opportunities to invite your class to take part in the lesson.
- The **Activity** helps juniors get their energy out while thinking about the lesson.
- The **Big Question** addresses common doubts or fears junior students might have about God and His Word from a biblical worldview.
- **Next Steps** help your students apply the lesson to their lives.
- **Prayer Points** give teachers some prompts to pray for the students.
- The **Christ Focus** encourages thought about how the Scripture passage and lesson point to our loving Savior.
- **Bonus activity pages** for your students will be included each quarter as supplements in the back of this book.

KEY:

Teacher Tips



Just Curious



Prop Prompts



Actions

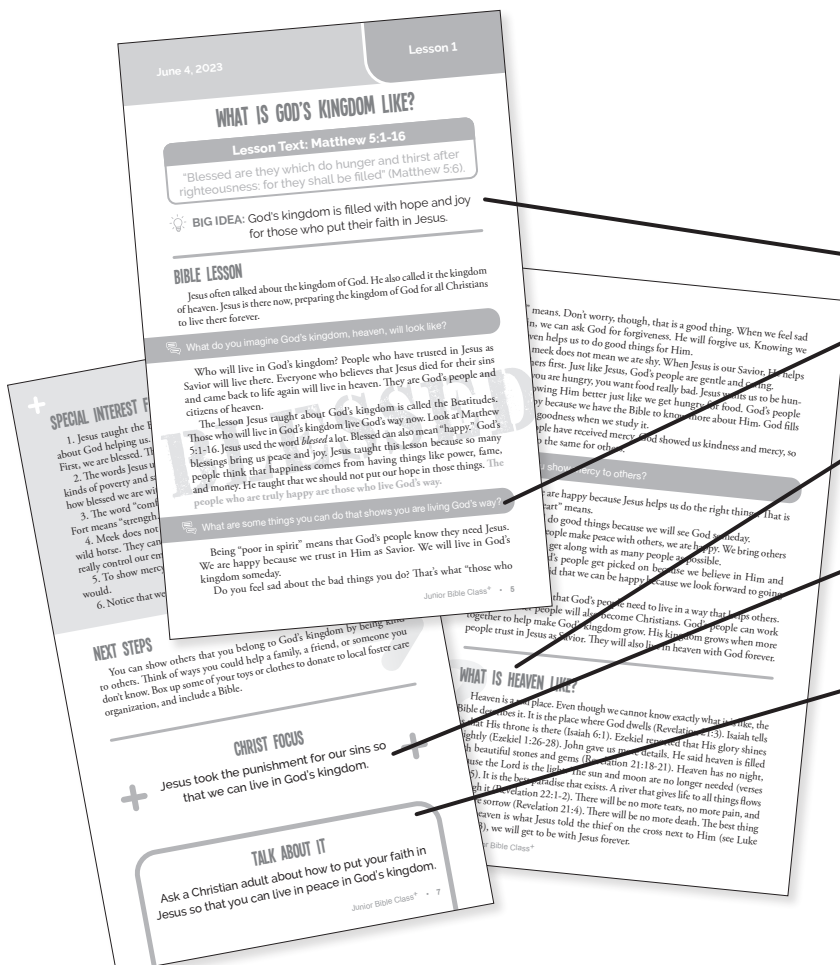


Discussion Questions



Here's a peek at the new **Junior Bible Class**®:

- The **Big Idea** helps the student focus on the main point of the lesson.
- **Discussion Questions** are interjected within the Bible lesson to help students engage with the Scriptures intellectually and emotionally.
- The **Big Question** addresses common doubts or fears junior students might have about God and His Word from a biblical worldview.
- The **Christ Focus** encourages thought about how the Scripture passage and lesson point to our loving Savior.
- **Talk About It** prompts students to engage Christian adults in their life in conversation about God's Word.



UNIT I:

Understanding God's Kingdom

Lesson 1: Matthew 5:1-16

What Is God's Kingdom Like?

Lesson 2:

Matthew 5:17-18, 21-22, 27-28, 38-39, 43-44

God's Perfect Law


Lesson 3: Mark 3:13-19; 6:6b-13

God's Kingdom Defeats Evil

Lesson 4: Matthew 13:24-33

How God's Kingdom Grows

Juniors have tons of energy, enthusiasm, and sometimes boldness, and they are usually willing to learn. Even though their faith may be inconsistent at times, you can help their strengths be positive. This unit, encourage them to be excited about the kingdom of God! All kingdoms on earth will end, but God's kingdom, alive in every follower of Him, will last forever. Through studying Jesus' parables and reading what He taught in the Beatitudes and the Sermon on the Mount, juniors can understand what God's kingdom is and how it grows. May you enjoy these lessons with your class!



What Is God's Kingdom Like?

Lesson Text: Matthew 5:1-16



Blessed are they which do hunger and thirst after righteousness: for they shall be filled (Matthew 5:6).



Big Idea: God's kingdom is filled with hope and joy for those who put their faith in Jesus.

Prepare Your Mind

Matthew 5 through 7 is called the “Sermon on the Mount” because Jesus gave this sermon on a hillside near Capernaum. He probably taught for several days. In the sermon, Jesus taught about what is important to the kingdom of God. Position, authority, and money are some things that matter to people here on earth but are not essential to God's kingdom. That challenged the thinking of the proud and legalistic leaders who ruled in Israel. As Jesus often taught, pleasing God is a matter of the heart, not a legalistic observance of the law.

The Sermon on the Mount is for any believer today. The characteristics of the true citizens of heaven, about which Jesus taught, cannot be achieved in our own power but only through the Holy Spirit's power.

Supplies

- crown
- scepter
- throne (made from any chair)
- “royal” instrumental music
- pictures of castle inside and outside
- empty 2-liter bottles
- two foam balls
- markers
- labels

Prepare Your Heart

The Beatitudes describe what we should be like as Christ's followers and citizens of heaven. Each one teaches us how to be blessed, or happy. That doesn't mean we'll be laughing all the time and enjoying earthly prosperity and pleasure. Jesus turns the world's idea of happiness upside down. We can only find true hope and joy by serving and obeying God. We must not expect fame and fortune during our earthly lives, although some believers may achieve those things. Instead, we can expect troubles in this life; however, Jesus assures His followers that they will be rewarded, if not in this life, definitely in His kingdom to come.

Reflect in your life and to your students these ideal attitudes that Christ laid out. Be a beacon of truth to those around you. That way of living will shine as an example to others. It will make you a better teacher.

Prepare the Room

Make room for the “**throne.**” If possible, decorate the room with some “**royal**” items. Have someone assist with the **music** for your “royal” entrance.



Conversation Starter

(Play music. Walk into the room dressed in your crown and carrying a scepter. Do regal wave. Sit on throne. Greet your “subjects.” Show **pictures of castle.**)
This is what we usually think a kingdom looks like.

Bible Lesson 🕒 10-15 min



What kind of house do you think of when you hear the word “kingdom”? (Allow responses.) We think of castles. Who lives in castles? (Allow responses.) Kings, queens, princes, and princesses live in castles. What kind of life do you think they lead? (Allow responses.) We usually think they are really rich. We figure they have everything they want.

Do you know there is a kingdom that is bigger than any kingdom that ever existed? Do you know whose kingdom that is? God’s kingdom is bigger than any kingdom ever. We are going to learn more about God’s kingdom, starting with who will live there.

Jesus often talked about the kingdom of God, or the kingdom of heaven. Jesus is there now, preparing it for all Christians to live there forever. There will be people from all over the world living in God’s kingdom.

💬 What do you imagine God’s kingdom, heaven, will look like?

Who will live in God’s kingdom? People who have trusted in Jesus as Savior will live there. Everyone who believes that Jesus died for their sins and came back to life again will live in heaven. Those who trust in Jesus as Savior and live for Him are citizens of God’s kingdom.

One lesson Jesus taught about God’s kingdom is called the Beatitudes. [!] Those who will live in God’s kingdom live God’s way now. Let’s read Matthew 5:1-16. (👉) Have each student read a verse from Matthew 5:1-16.)

Did you catch which word is used a lot in those verses? (Allow responses.) The word used most often is “blessed.” [?] “Blessed” can mean “happy” also. God’s people get blessings from Him that bring happiness, peace, and joy. Jesus taught this lesson because so many people think that happiness comes from having things like power, fame, and money. He taught that we should not put our hope in those things. The people who are truly happy are those who live God’s way. They are citizens of God’s kingdom. Let’s learn what Jesus said God’s people are like and why they are blessed.

💬 What are some things you can do that show you are living God’s way?

Being “poor in spirit” means that God’s people know they need Jesus. We are happy because we trust in Him as Savior. We will live in God’s kingdom someday.

Do you feel sad about the bad things you do or about the bad things that happen in the world? That’s what “those who mourn” means. Don’t worry, though! That’s a good thing. When we feel sad about sin, we can ask God to forgive us, and He will! Knowing we are forgiven helps us to do good things for Him. Jesus brings us comfort. He helps us to not feel guilty anymore.

Being meek does not mean we are shy. When Jesus is our Savior, He helps us put others first. Just like Jesus, God’s people are gentle and caring, which brings happiness.

When you’re hungry, you want food really bad, right? Jesus wants us to be hungry for knowing Him better just as we get hungry for food. As God’s people, we can be happy because we have the Bible, which helps us know more about Him. God fills us with His goodness when we study it.

Gods’ people have received mercy. [!] God showed us kindness and mercy, so we need to do the same for others.

💬 How can we show mercy to others?

God’s people are happy because Jesus helps us do the right things. That’s what “pure in heart” means. We think and do good things because we will see God someday.

When God’s people make peace with others, they are happy. We bring others to God and try to get along with as many people as possible.

Sometimes God’s people get picked on because they believe in Him and serve Him. [!] Jesus said that we can be happy because we look forward to going to heaven someday.

Jesus then taught that God’s people need to live in a way that helps others. That way, other people will also become Christians. Working together helps God’s kingdom grow!



Beatitudes means “the blessed.” Explain that this Bible lesson teaches the Beatitudes and what it means to be blessed. They show us the attitudes that followers of Jesus should have.



What does “blessed” mean? It means we receive blessings from God. Blessings are gifts from God. He gives them even when we do not deserve them.



Explain that “mercy” means that we are not punished as we deserve to be. We are all sinners. Jesus took the punishment we deserve when He died for us.



Explain that Christians can be happy when people make fun of them, hurt them, or say things that are mean and wrong against them because Jesus was treated that way too.

Explaining the Memory Verse

Jesus wasn't talking about a growling stomach or dry mouth. He was talking about people who want to know God more than anything else—even more than someone who is hungry wants food. The good news is that trusting in Jesus as Savior will take care of it.



Activity: Bowling for Beatitudes ⌚ 5–10 min

Line up the bottles in a row with a large space between them. Create a bowling line about six feet away from the “pins.” Divide the class into two teams. Create two lines at the bowling line. The first person in each team’s lines get a **ball**. The teacher reads a Beatitude prompt. Bowlers may get help from their team and then roll the ball to knock down the pin with the correct word(s). One point is awarded to the first team to knock down the correct pin. Reset the pins, and next in line gets to bowl.

SUPPLIES:

- empty 2-liter bottles
- two foam balls
- markers
- labels

PREP: Label each **bottle** with a beatitude: poor in spirit; mournful; peacemakers; merciful; persecuted; meek; hunger and thirst; pure of heart. Create prompts that hint at each beatitude. For example, “Blessed are the _____: for they shall see God.” You can also define the word(s) on the bottle. For example, “Helping people get along.”

Big Question: What is heaven like?

Heaven is a real place. Even though we cannot know exactly what it is like, the Bible describes it. It is the place where God dwells (Rev. 21:3). Isaiah tells us that His throne is there (Isa. 6:1). Ezekiel reported that His glory shines brightly (Ezek. 1:26–28). John gave us more details. He said heaven is filled with beautiful stones and gems (Rev. 21:18–21). Heaven has no night, because the Lord is the light. The

sun and moon are no longer needed (vss. 23–25). It is the best paradise that exists. A river that gives life to all things flows through it (22:1–2). There will be no more tears, no more pain, and no more sorrow (21:4). There will be no more death. The best thing about heaven is what Jesus told the thief on the cross next to Him (see Luke 23:42–43), which is that we will get to be with Jesus forever.

Next Steps

You can show others that you belong to God’s kingdom by being kind to others. Think of one way you could help a family, a friend, or someone you don’t even know. Box up some of your toys or clothes to donate to a local foster care organization, and include a Bible.

Prayer Points

- Pray for your students to “hunger and thirst after righteous” and come to know Christ. •
- Pray that they will exhibit characteristics of God’s people. •
- Pray that they will live God’s way. •

Christ Focus

Jesus took the punishment for our sins so that we can live in God’s kingdom.